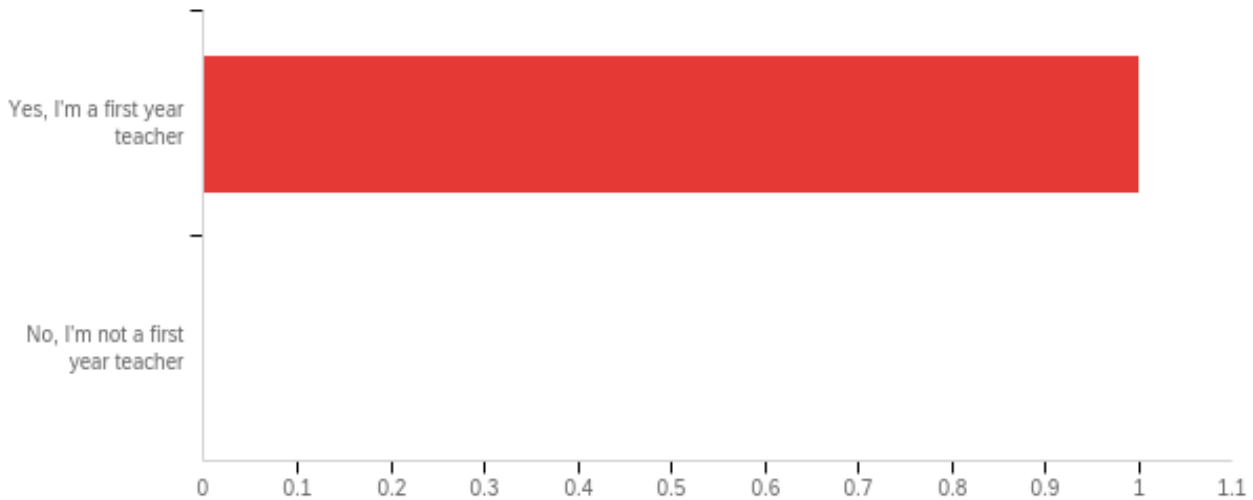


Langston University FYT Report 2022

OEQA First Year Teacher Survey 2022

June 21st 2022, 11:03 am CDT

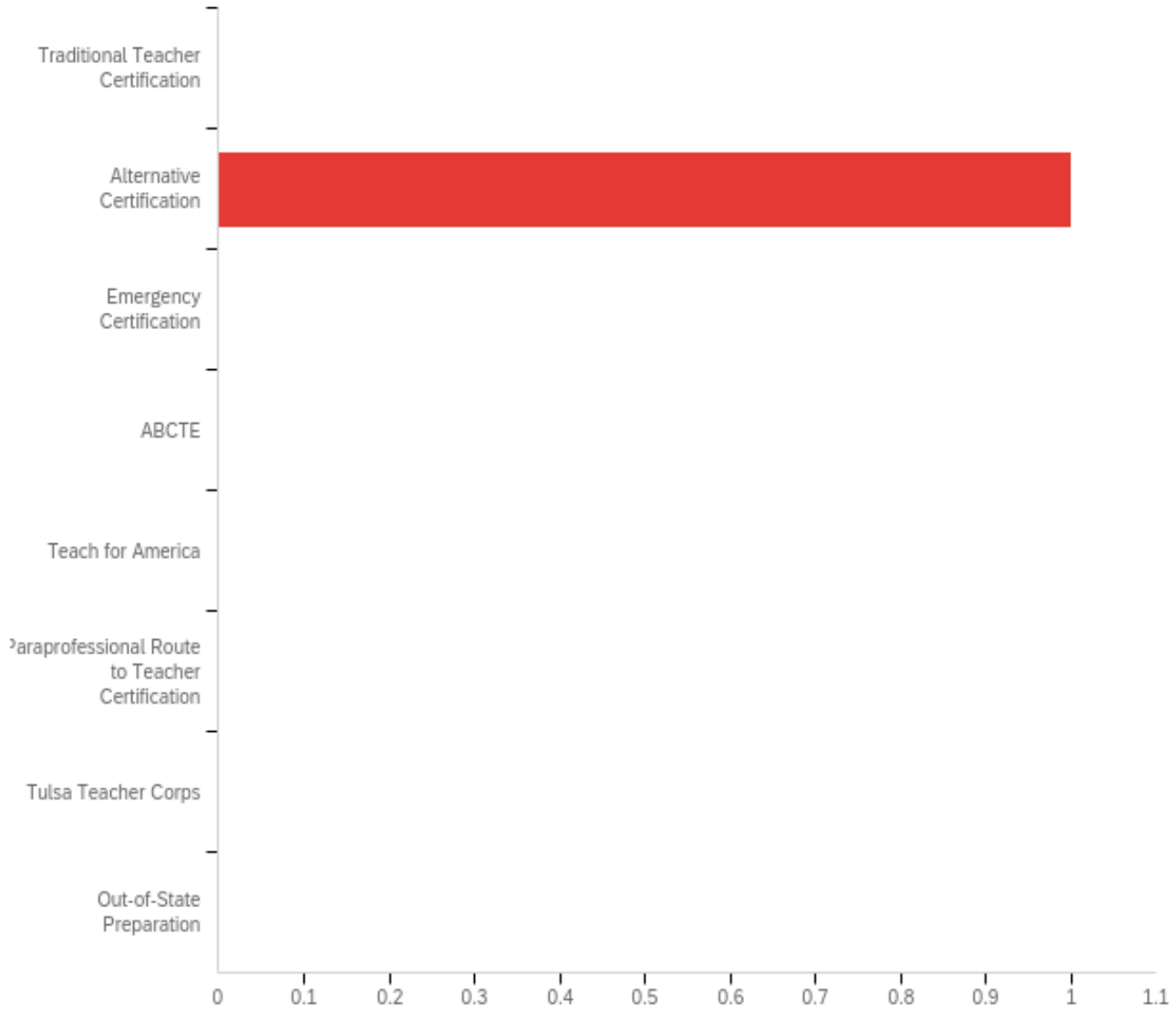
Q2 - Are you a first year teacher?



#	Field	Minimum	Maximum	Mean	Std Deviation	Variance	Count
1	Are you a first year teacher?	1.00	1.00	1.00	0.00	0.00	1

#	Answer	%	Count
1	Yes, I'm a first year teacher	100.00%	1
2	No, I'm not a first year teacher	0.00%	0
	Total	100%	1

Q3 - Through which route did you receive your teaching license?

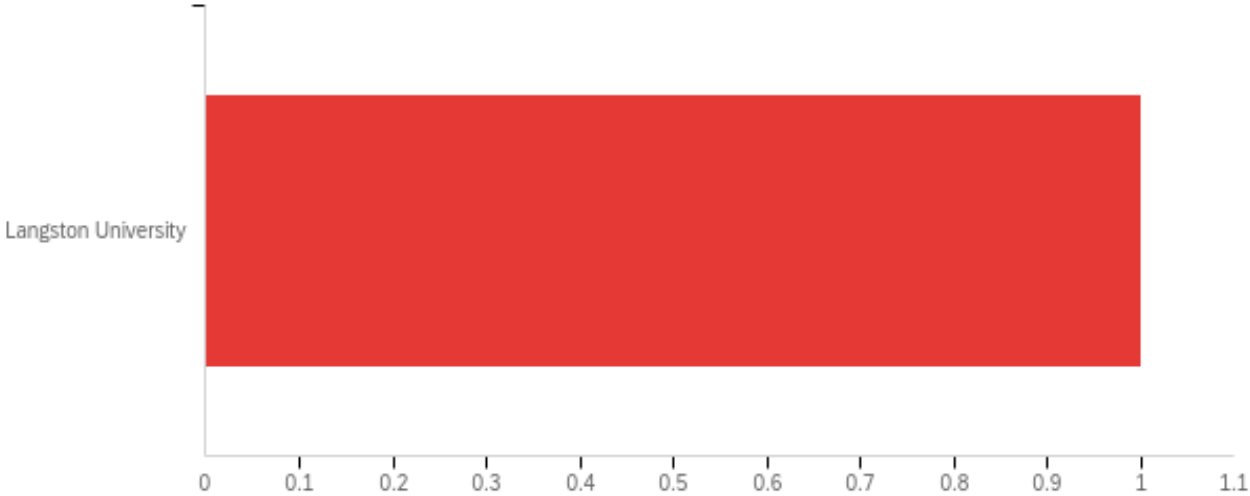


#	Field	Minimum	Maximum	Mean	Std Deviation	Variance	Count
1	Through which route did you receive your teaching license?	2.00	2.00	2.00	0.00	0.00	1

#	Answer	%	Count
1	Traditional Teacher Certification	0.00%	0
2	Alternative Certification	100.00%	1

3	Emergency Certification	0.00%	0
4	ABCTE	0.00%	0
5	Teach for America	0.00%	0
6	Paraprofessional Route to Teacher Certification	0.00%	0
7	Tulsa Teacher Corps	0.00%	0
8	Out-of-State Preparation	0.00%	0
	Total	100%	1

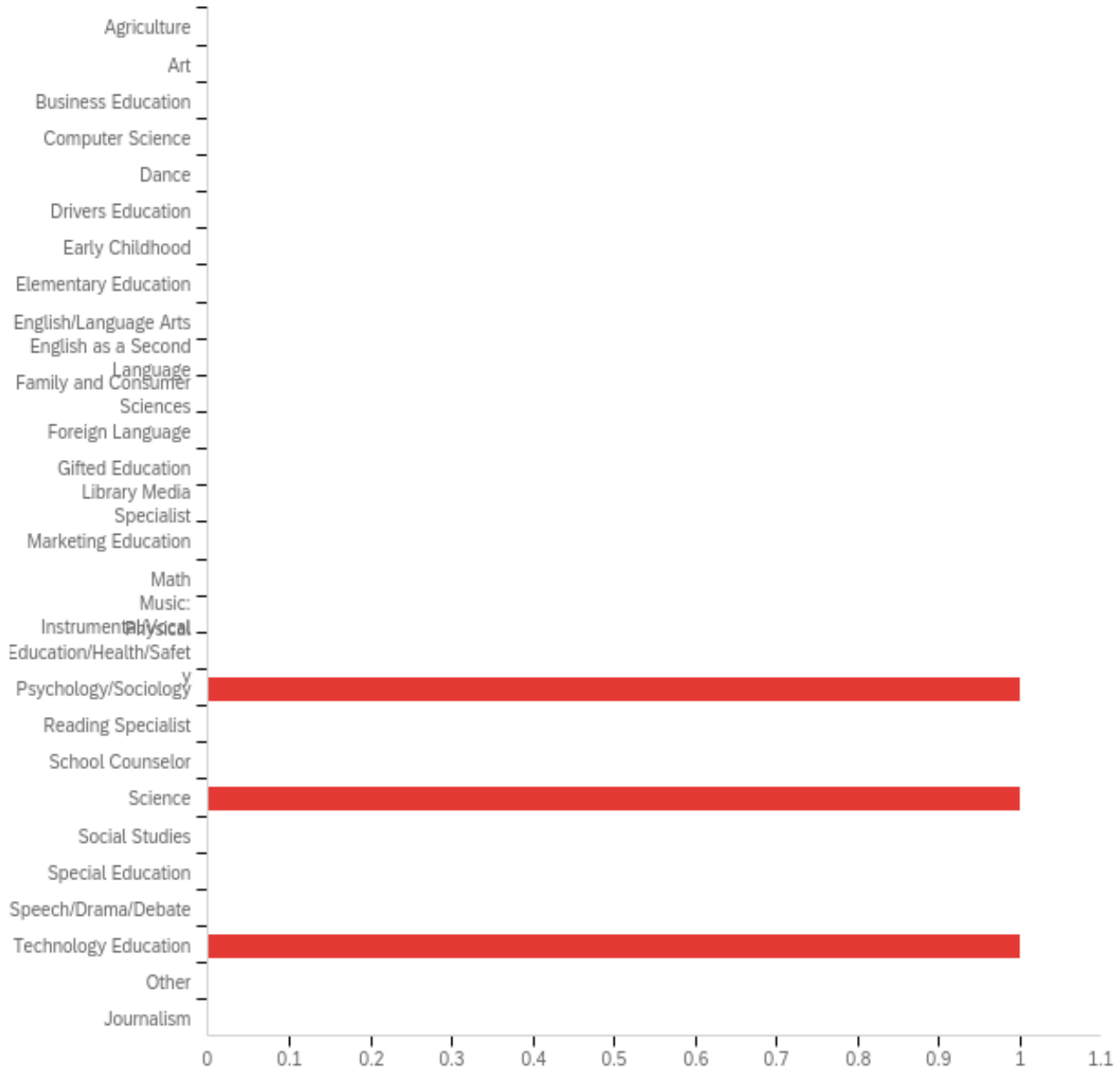
Q4 - From which of the following institutions did you receive recommendation for teacher certification? If you hold an alternative or emergency certificate please select Oklahoma State Department of Education.



#	Field	Minimum	Maximum	Mean	Std Deviation	Variance	Count
1	From which of the following institutions did you receive recommendation for teacher certification? If you hold an alternative or emergency certificate please select Oklahoma State Department of Education.	3.00	3.00	3.00	0.00	0.00	1

#	Answer	%	Count
12	Langston University	100.00%	1
	Total	100%	1

Q6 - In what area did you receive your degree?

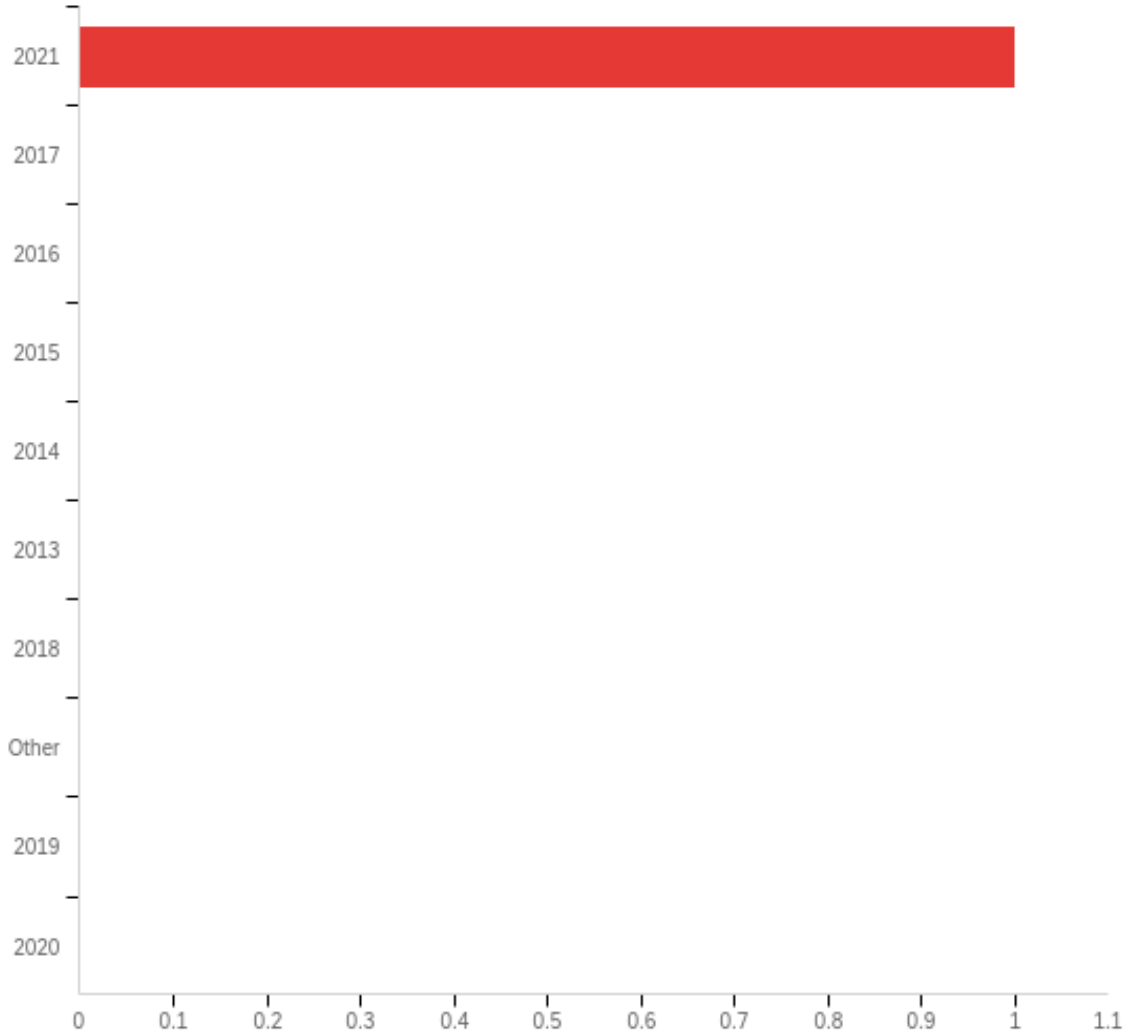


#	Answer	%	Count
1	Agriculture	0.00%	0
2	Art	0.00%	0
3	Business Education	0.00%	0
4	Computer Science	0.00%	0
5	Dance	0.00%	0

6	Drivers Education	0.00%	0
7	Early Childhood	0.00%	0
8	Elementary Education	0.00%	0
9	English/Language Arts	0.00%	0
10	English as a Second Language	0.00%	0
11	Family and Consumer Sciences	0.00%	0
12	Foreign Language	0.00%	0
13	Gifted Education	0.00%	0
14	Library Media Specialist	0.00%	0
15	Marketing Education	0.00%	0
16	Math	0.00%	0
17	Music: Instrumental/Vocal	0.00%	0
18	Physical Education/Health/Safety	0.00%	0
19	Psychology/Sociology	33.33%	1
20	Reading Specialist	0.00%	0
21	School Counselor	0.00%	0
22	Science	33.33%	1
23	Social Studies	0.00%	0
24	Special Education	0.00%	0
25	Speech/Drama/Debate	0.00%	0
26	Technology Education	33.33%	1
27	Other	0.00%	0
28	Journalism	0.00%	0
	Total	100%	3

Q6_27_TEXT - Other
Other - Text

Q7 - In what year did you receive your degree?



#	Field	Minimum	Maximum	Mean	Std Deviation	Variance	Count
1	In what year did you receive your degree? - Selected Choice	1.00	1.00	1.00	0.00	0.00	1

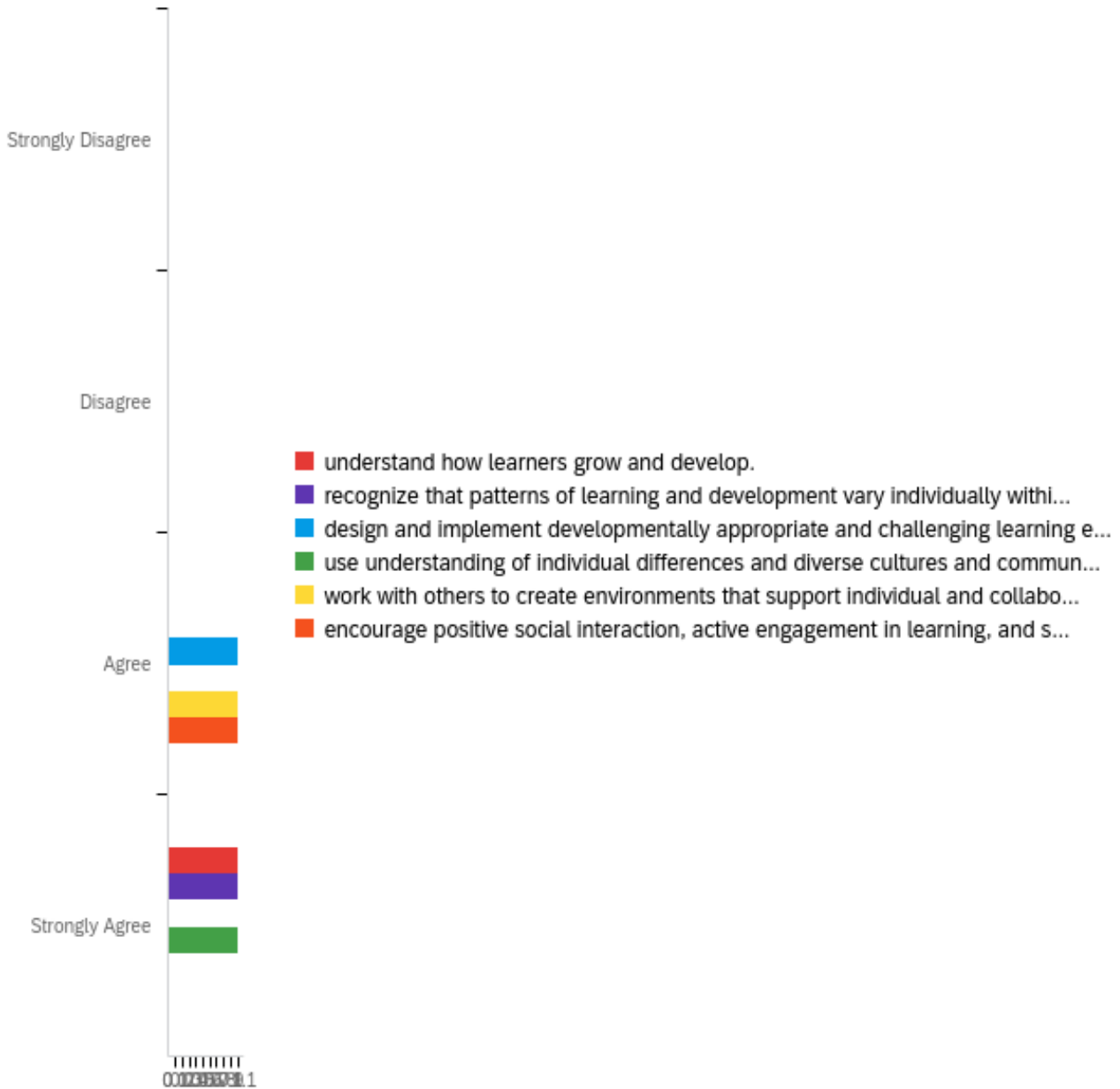
#	Answer	%	Count
1	2021	100.00%	1
2	2017	0.00%	0
3	2016	0.00%	0

4	2015	0.00%	0
5	2014	0.00%	0
6	2013	0.00%	0
7	2018	0.00%	0
8	Other	0.00%	0
9	2019	0.00%	0
10	2020	0.00%	0
	Total	100%	1

Q7_8_TEXT - Other

Other - Text

Q8 - The Learner and Learning Please rate the extent to which you agree with each statement below. My preparation program/route to certification prepared me to:



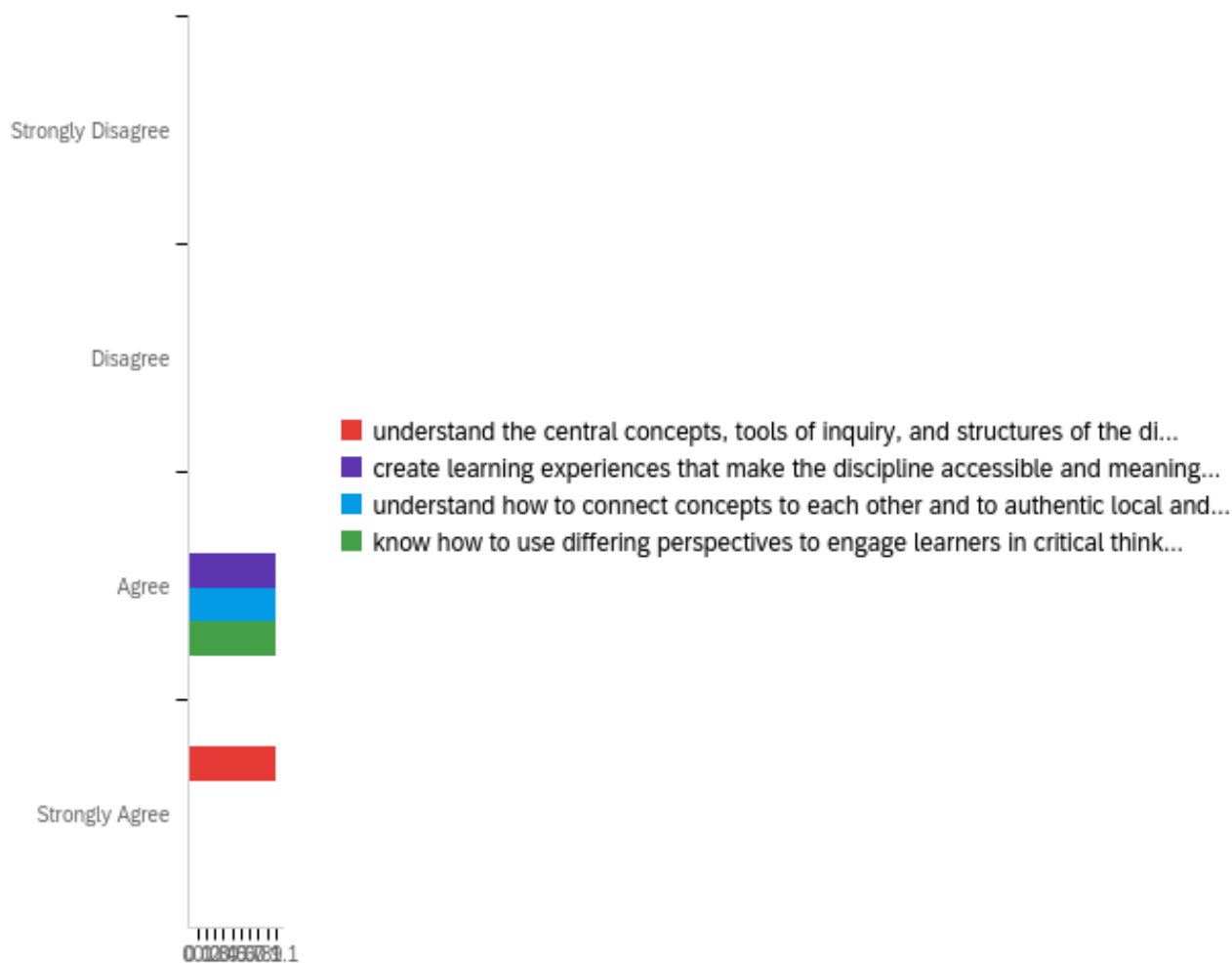
#	Field	Minimum	Maximum	Mean	Std Deviation	Variance	Count
1	understand how learners grow and develop.	4.00	4.00	4.00	0.00	0.00	1
2	recognize that patterns of learning and development vary individually within and across the cognitive, linguistic, social, emotional, and physical areas.	4.00	4.00	4.00	0.00	0.00	1

3	design and implement developmentally appropriate and challenging learning experiences.	3.00	3.00	3.00	0.00	0.00	1
4	use understanding of individual differences and diverse cultures and communities to ensure inclusive learning environments that enable each learner to meet high standards.	4.00	4.00	4.00	0.00	0.00	1
5	work with others to create environments that support individual and collaborative learning.	3.00	3.00	3.00	0.00	0.00	1
6	encourage positive social interaction, active engagement in learning, and self-motivation.	3.00	3.00	3.00	0.00	0.00	1

#	Question	Strongly Disagree		Disagree		Agree		Strongly Agree		Total
1	understand how learners grow and develop.	0.00%	0	0.00%	0	0.00%	0	100.00%	1	1
2	recognize that patterns of learning and development vary individually within and across the cognitive, linguistic, social, emotional, and physical areas.	0.00%	0	0.00%	0	0.00%	0	100.00%	1	1
3	design and implement developmentally appropriate and challenging learning experiences.	0.00%	0	0.00%	0	100.00%	1	0.00%	0	1
4	use understanding of individual differences and diverse cultures and communities to ensure inclusive learning environments that enable each learner to meet high standards.	0.00%	0	0.00%	0	0.00%	0	100.00%	1	1
5	work with others to create environments that support individual and collaborative learning.	0.00%	0	0.00%	0	100.00%	1	0.00%	0	1
6	encourage positive social interaction, active engagement in learning, and self-motivation.	0.00%	0	0.00%	0	100.00%	1	0.00%	0	1

Q9 - Content Please rate the extent to which you agree with each statement below.

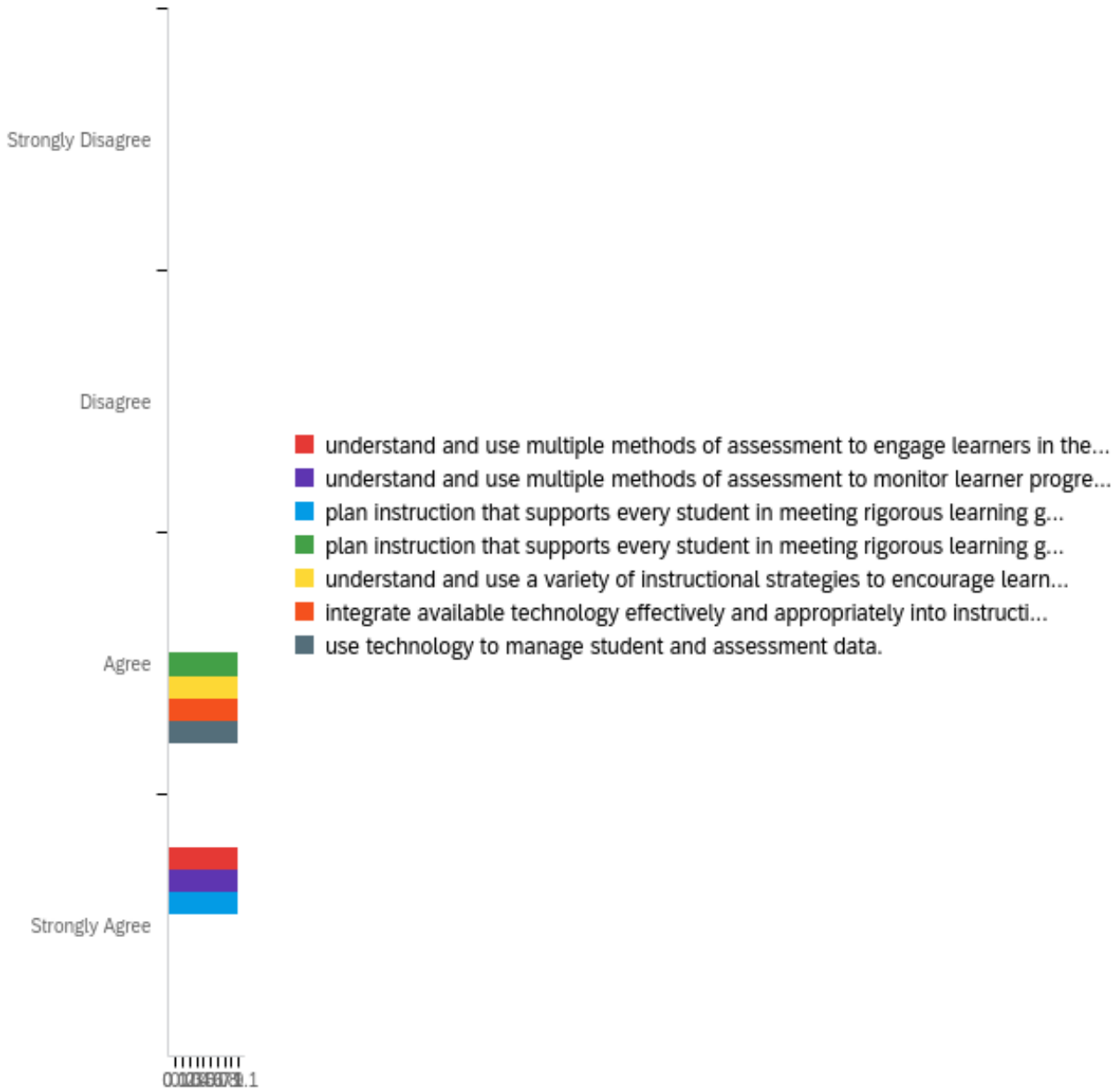
My preparation program/route to certification prepared me to:



#	Field	Minimum	Maximum	Mean	Std Deviation	Variance	Count
1	understand the central concepts, tools of inquiry, and structures of the discipline(s) I teach.	4.00	4.00	4.00	0.00	0.00	1
2	create learning experiences that make the discipline accessible and meaningful for learners to assure mastery of the content.	3.00	3.00	3.00	0.00	0.00	1
3	understand how to connect concepts to each other and to authentic local and global issues.	3.00	3.00	3.00	0.00	0.00	1
4	know how to use differing perspectives to engage learners in critical thinking, creativity, and collaborative problem solving.	3.00	3.00	3.00	0.00	0.00	1

#	Question	Strongly Disagree		Disagree		Agree		Strongly Agree		Total
1	understand the central concepts, tools of inquiry, and structures of the discipline(s) I teach.	0.00%	0	0.00%	0	0.00%	0	100.00%	1	1
2	create learning experiences that make the discipline accessible and meaningful for learners to assure mastery of the content.	0.00%	0	0.00%	0	100.00%	1	0.00%	0	1
3	understand how to connect concepts to each other and to authentic local and global issues.	0.00%	0	0.00%	0	100.00%	1	0.00%	0	1
4	know how to use differing perspectives to engage learners in critical thinking, creativity, and collaborative problem solving.	0.00%	0	0.00%	0	100.00%	1	0.00%	0	1

Q10 - Instructional Practice Please rate the extent to which you agree with each statement below. My preparation program/route to certification prepared me to:

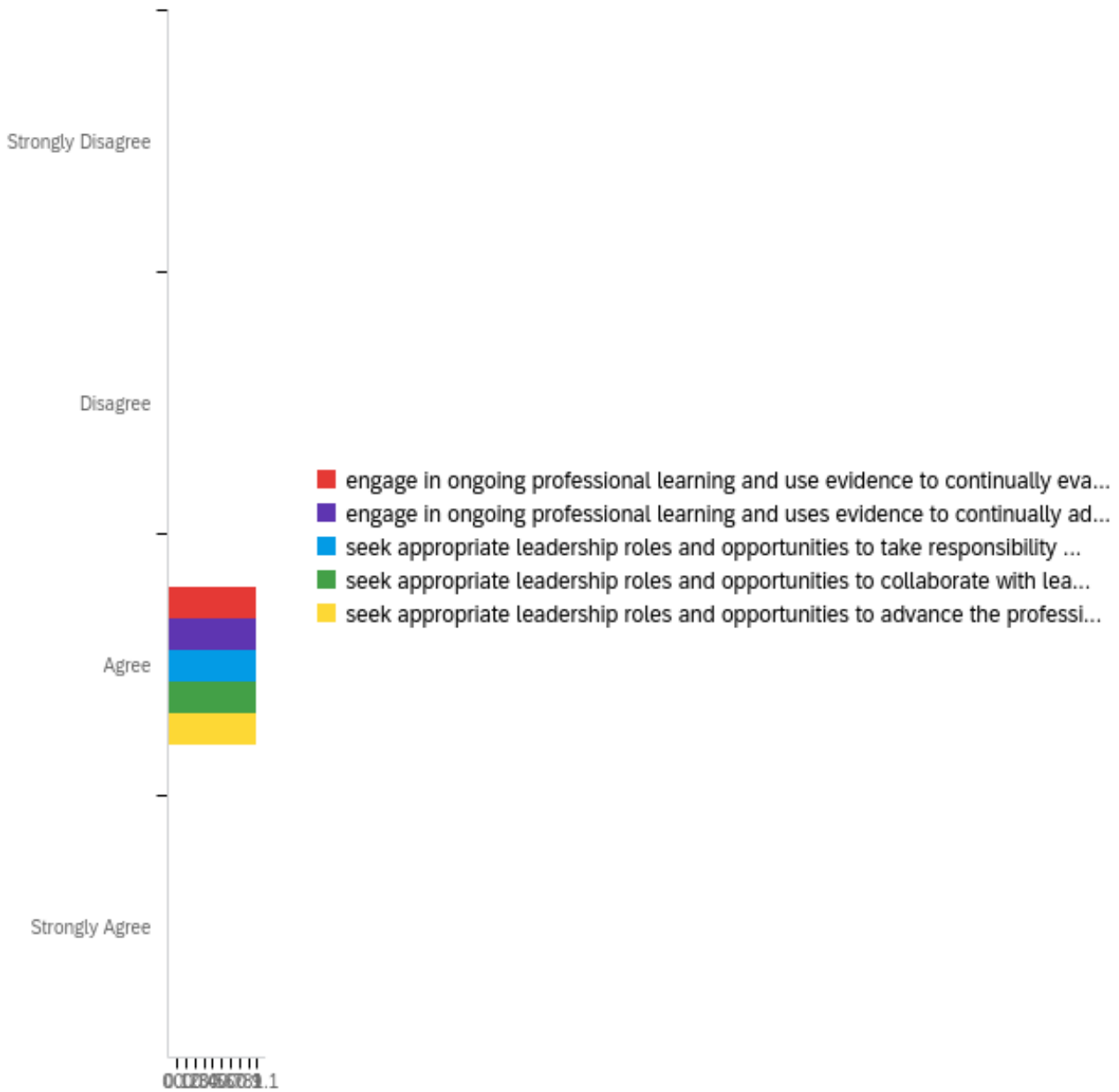


#	Field	Minimum	Maximum	Mean	Std Deviation	Variance	Count
1	understand and use multiple methods of assessment to engage learners in their own growth and guide learners' decision making.	4.00	4.00	4.00	0.00	0.00	1
2	understand and use multiple methods of assessment to monitor learner progress and to guide my decision making.	4.00	4.00	4.00	0.00	0.00	1
3	plan instruction that supports every student in meeting rigorous learning goals by	4.00	4.00	4.00	0.00	0.00	1

	drawing upon knowledge of content areas, curriculum, cross-disciplinary skills, and pedagogy.							
4	plan instruction that supports every student in meeting rigorous learning goals by drawing upon knowledge of learners and the community context.	3.00	3.00	3.00	0.00	0.00	1	
5	understand and use a variety of instructional strategies to encourage learners to develop deep understanding of content areas and their connections, and to build skills to apply knowledge in meaningful ways.	3.00	3.00	3.00	0.00	0.00	1	
6	integrate available technology effectively and appropriately into instruction.	3.00	3.00	3.00	0.00	0.00	1	
7	use technology to manage student and assessment data.	3.00	3.00	3.00	0.00	0.00	1	

#	Question	Strongly Disagree	Disagree	Agree	Strongly Agree	Total
1	understand and use multiple methods of assessment to engage learners in their own growth and guide learners' decision making.	0.00% 0	0.00% 0	0.00% 0	100.00% 1	1
2	understand and use multiple methods of assessment to monitor learner progress and to guide my decision making.	0.00% 0	0.00% 0	0.00% 0	100.00% 1	1
3	plan instruction that supports every student in meeting rigorous learning goals by drawing upon knowledge of content areas, curriculum, cross-disciplinary skills, and pedagogy.	0.00% 0	0.00% 0	0.00% 0	100.00% 1	1
4	plan instruction that supports every student in meeting rigorous learning goals by drawing upon knowledge of learners and the community context.	0.00% 0	0.00% 0	100.00% 1	0.00% 0	1
5	understand and use a variety of instructional strategies to encourage learners to develop deep understanding of content areas and their connections, and to build skills to apply knowledge in meaningful ways.	0.00% 0	0.00% 0	100.00% 1	0.00% 0	1
6	integrate available technology effectively and appropriately into instruction.	0.00% 0	0.00% 0	100.00% 1	0.00% 0	1
7	use technology to manage student and assessment data.	0.00% 0	0.00% 0	100.00% 1	0.00% 0	1

Q11 - Professional Responsibility Please rate the extent to which you agree with each statement below. My preparation program/route to certification prepared me to:

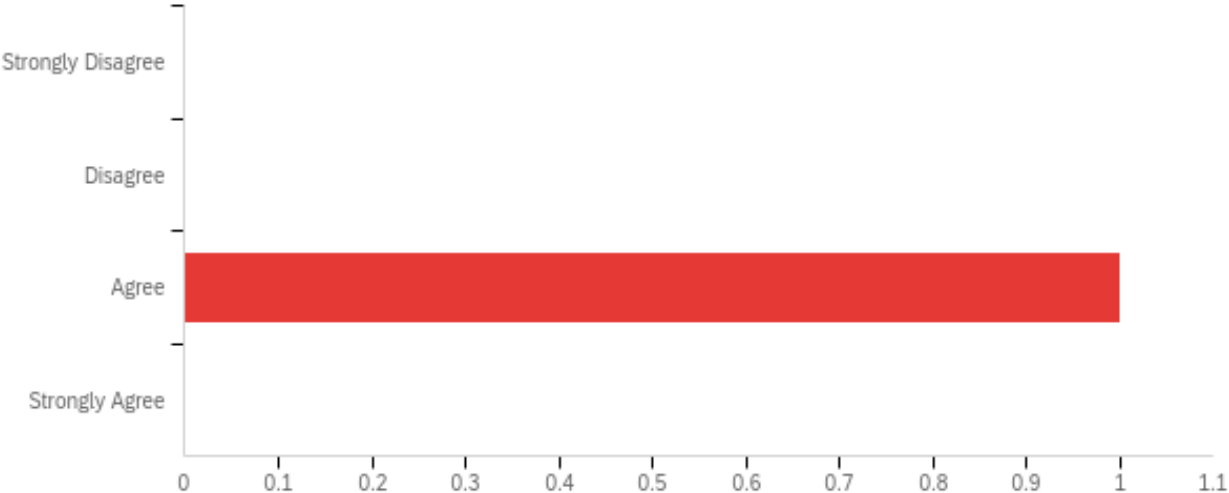


#	Field	Minimum	Maximum	Mean	Std Deviation	Variance	Count
1	engage in ongoing professional learning and use evidence to continually evaluate my practice, particularly the effects of my choices and actions on others (learners, families, other professionals, and the community).	3.00	3.00	3.00	0.00	0.00	1

2	engage in ongoing professional learning and uses evidence to continually adapt practice to meet the needs of each learner.	3.00	3.00	3.00	0.00	0.00	1
3	seek appropriate leadership roles and opportunities to take responsibility for student learning.	3.00	3.00	3.00	0.00	0.00	1
4	seek appropriate leadership roles and opportunities to collaborate with learners, families, colleagues, other school professionals, and community members to ensure learner growth.	3.00	3.00	3.00	0.00	0.00	1
5	seek appropriate leadership roles and opportunities to advance the profession.	3.00	3.00	3.00	0.00	0.00	1

#	Question	Strongly Disagree		Disagree		Agree		Strongly Agree		Total
1	engage in ongoing professional learning and use evidence to continually evaluate my practice, particularly the effects of my choices and actions on others (learners, families, other professionals, and the community).	0.00%	0	0.00%	0	100.00%	1	0.00%	0	1
2	engage in ongoing professional learning and uses evidence to continually adapt practice to meet the needs of each learner.	0.00%	0	0.00%	0	100.00%	1	0.00%	0	1
3	seek appropriate leadership roles and opportunities to take responsibility for student learning.	0.00%	0	0.00%	0	100.00%	1	0.00%	0	1
4	seek appropriate leadership roles and opportunities to collaborate with learners, families, colleagues, other school professionals, and community members to ensure learner growth.	0.00%	0	0.00%	0	100.00%	1	0.00%	0	1
5	seek appropriate leadership roles and opportunities to advance the profession.	0.00%	0	0.00%	0	100.00%	1	0.00%	0	1

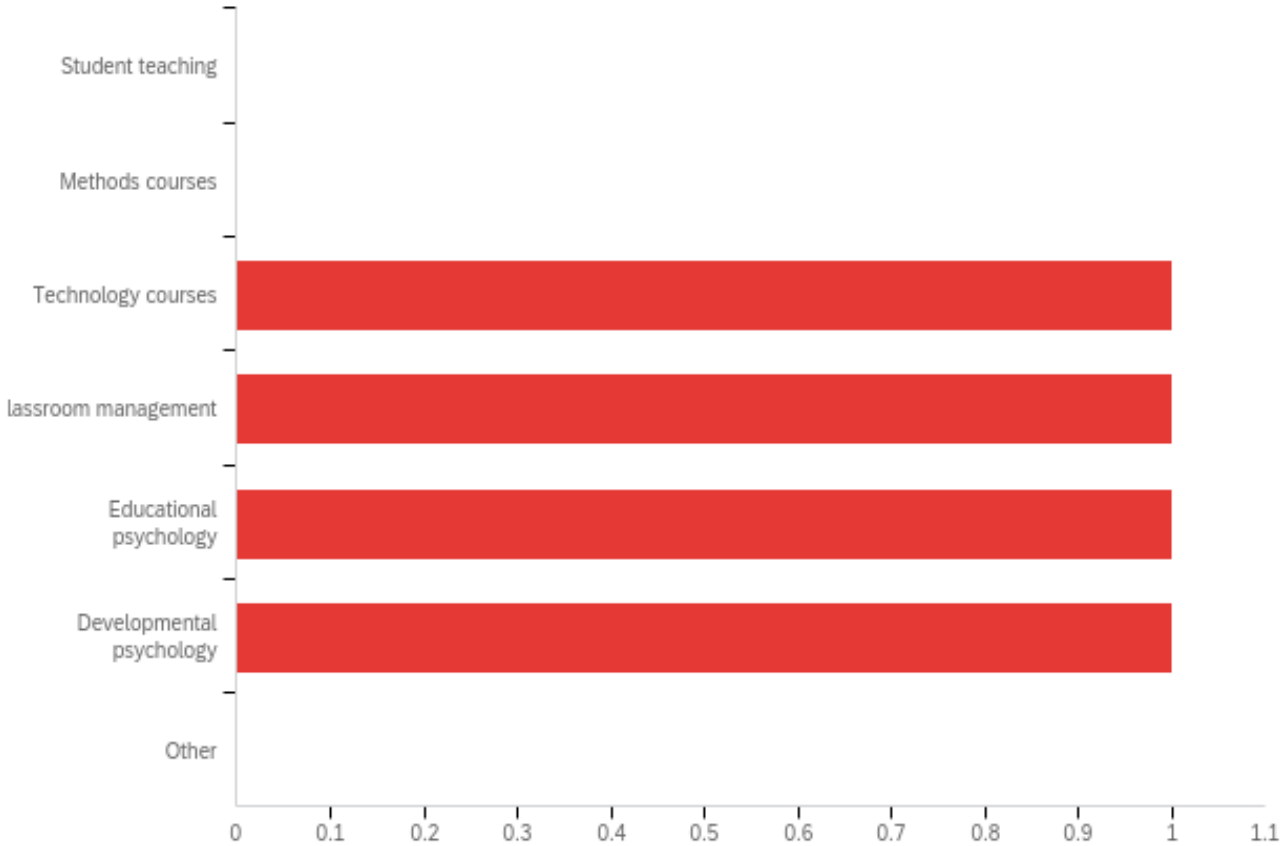
Q12 - Overall, my preparation/route to certification effectively prepared me to have a positive impact on P12 student learning and development.



#	Field	Minimum	Maximum	Mean	Std Deviation	Variance	Count
1	Overall, my preparation/route to certification effectively prepared me to have a positive impact on P12 student learning and development.	3.00	3.00	3.00	0.00	0.00	1

#	Answer	%	Count
1	Strongly Disagree	0.00%	0
2	Disagree	0.00%	0
3	Agree	100.00%	1
4	Strongly Agree	0.00%	0
	Total	100%	1

Q13 - What courses or experiences in your educator preparation/route to certification stand out as particularly important or meaningful?

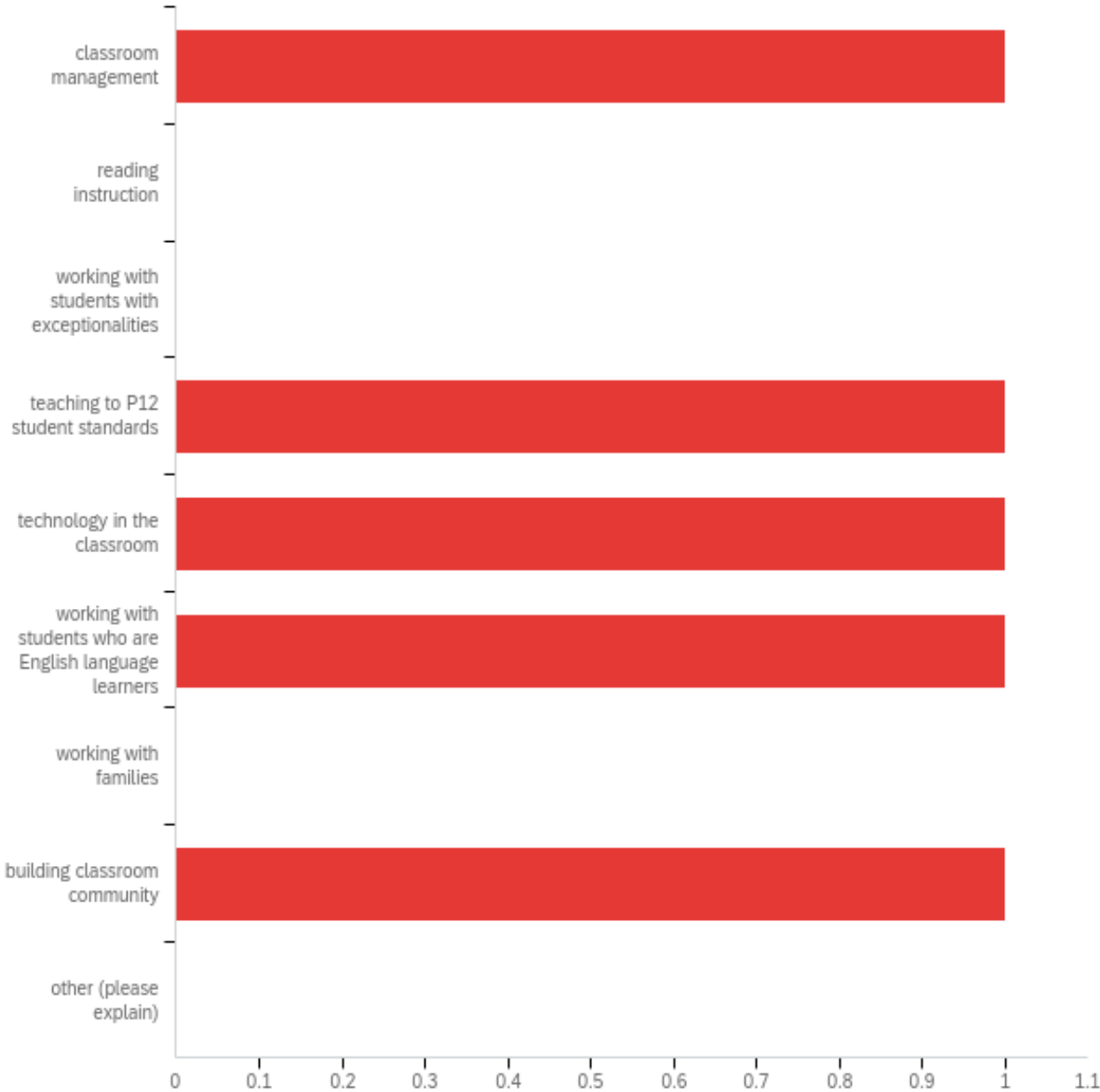


#	Answer	%	Count
10	Student teaching	0.00%	0
11	Methods courses	0.00%	0
12	Technology courses	25.00%	1
13	Classroom management	25.00%	1
14	Educational psychology	25.00%	1
15	Developmental psychology	25.00%	1
16	Other	0.00%	0
	Total	100%	4

Q13_16_TEXT - Other

Other - Text

Q14 - As you near the end of your first year of teaching, in what area(s) could you have used more preparation? (Please check all that apply)



#	Answer	%	Count
1	classroom management	20.00%	1
2	reading instruction	0.00%	0
3	working with students with exceptionalities	0.00%	0
4	teaching to P12 student standards	20.00%	1

5	technology in the classroom	20.00%	1
6	working with students who are English language learners	20.00%	1
7	working with families	0.00%	0
8	building classroom community	20.00%	1
9	other (please explain)	0.00%	0
	Total	100%	5

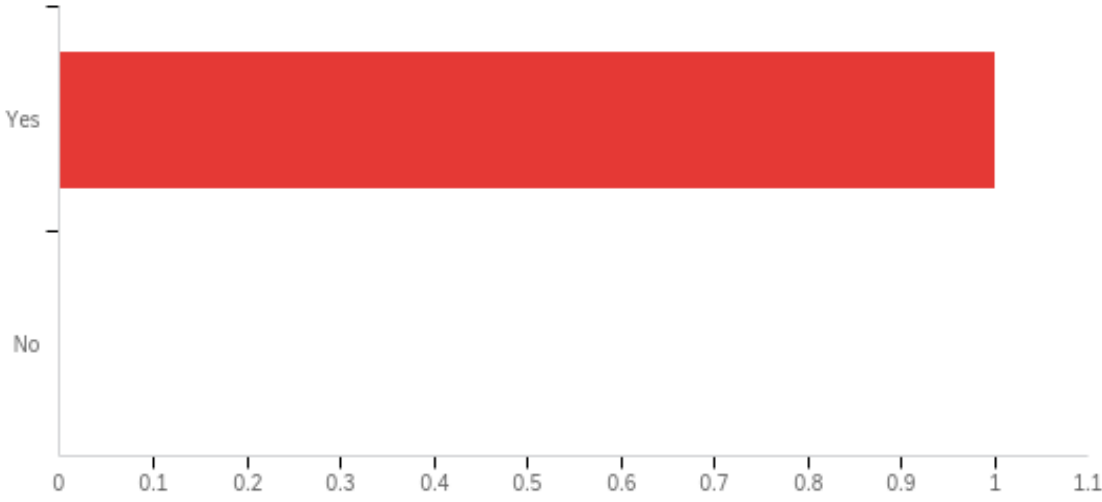
Q14_9_TEXT - other (please explain)

other (please explain) - Text

Q15 - Please note awards or honors received, degrees or certificates earned, and other recognitions from the current school year.

Please note awards or honors received, degrees or certificates earned, and other recognitions from the current school year.

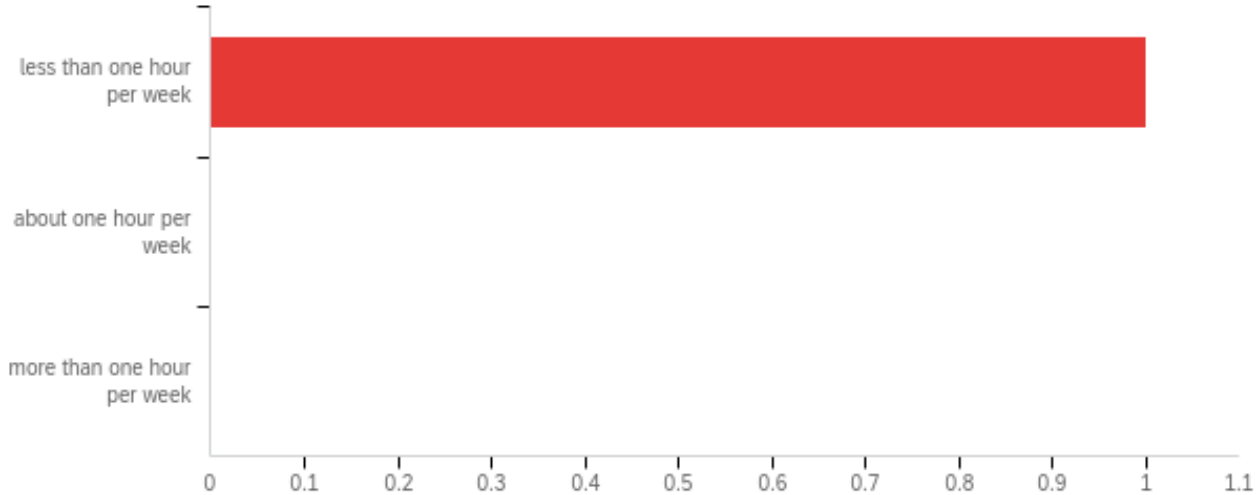
Q16 - Were you assigned a mentor from your school district this school year?



#	Field	Minimum	Maximum	Mean	Std Deviation	Variance	Count
1	Were you assigned a mentor from your school district this school year?	1.00	1.00	1.00	0.00	0.00	1

#	Answer	%	Count
1	Yes	100.00%	1
2	No	0.00%	0
	Total	100%	1

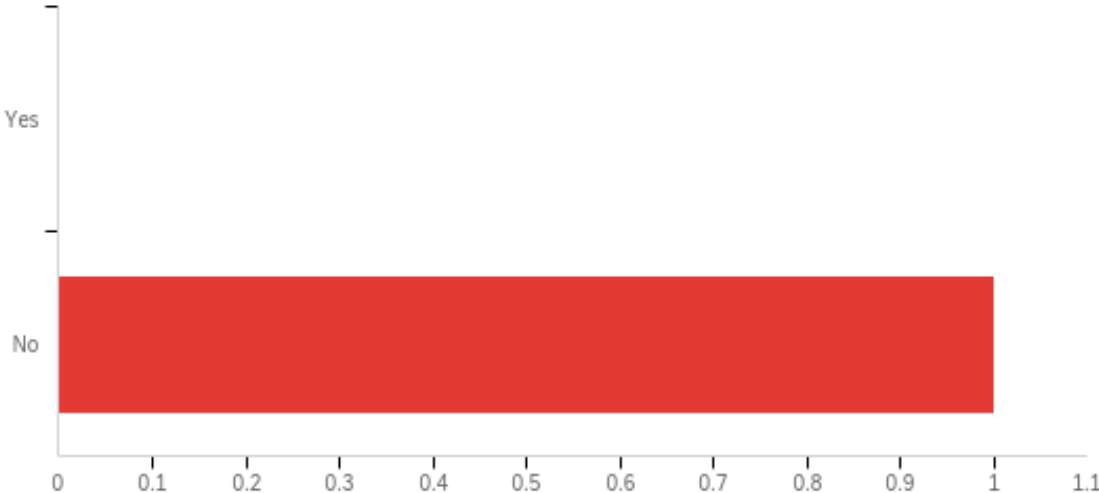
Q17 - How much time did you spend with your mentor teacher?



#	Field	Minimum	Maximum	Mean	Std Deviation	Variance	Count
1	How much time did you spend with your mentor teacher?	1.00	1.00	1.00	0.00	0.00	1

#	Answer	%	Count
1	less than one hour per week	100.00%	1
2	about one hour per week	0.00%	0
3	more than one hour per week	0.00%	0
	Total	100%	1

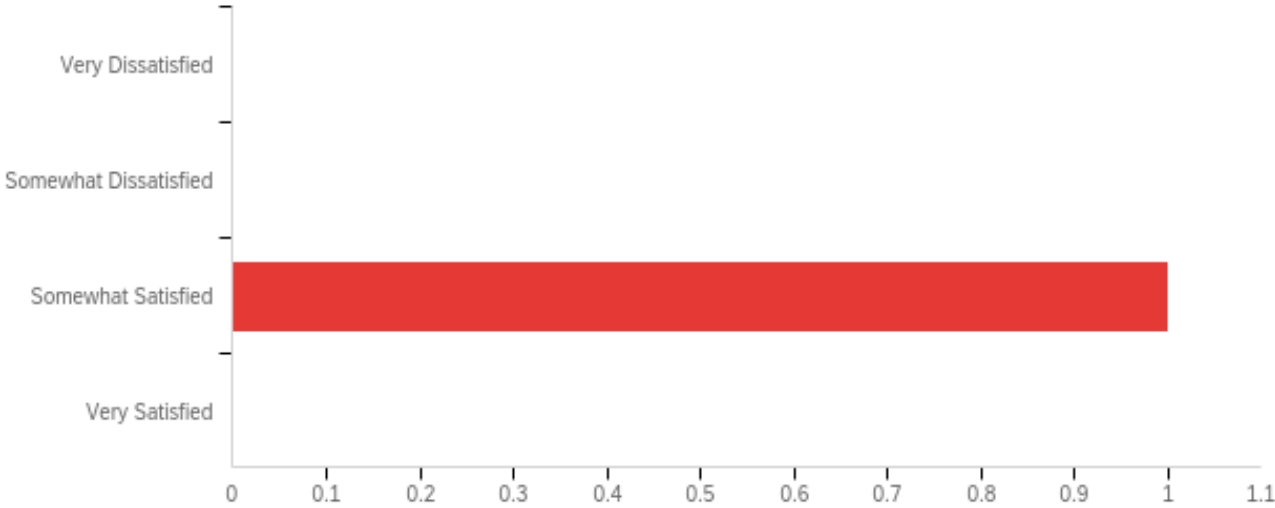
Q18 - Is your mentor in your same teaching area?



#	Field	Minimum	Maximum	Mean	Std Deviation	Variance	Count
1	Is your mentor in your same teaching area?	2.00	2.00	2.00	0.00	0.00	1

#	Answer	%	Count
1	Yes	0.00%	0
2	No	100.00%	1
	Total	100%	1

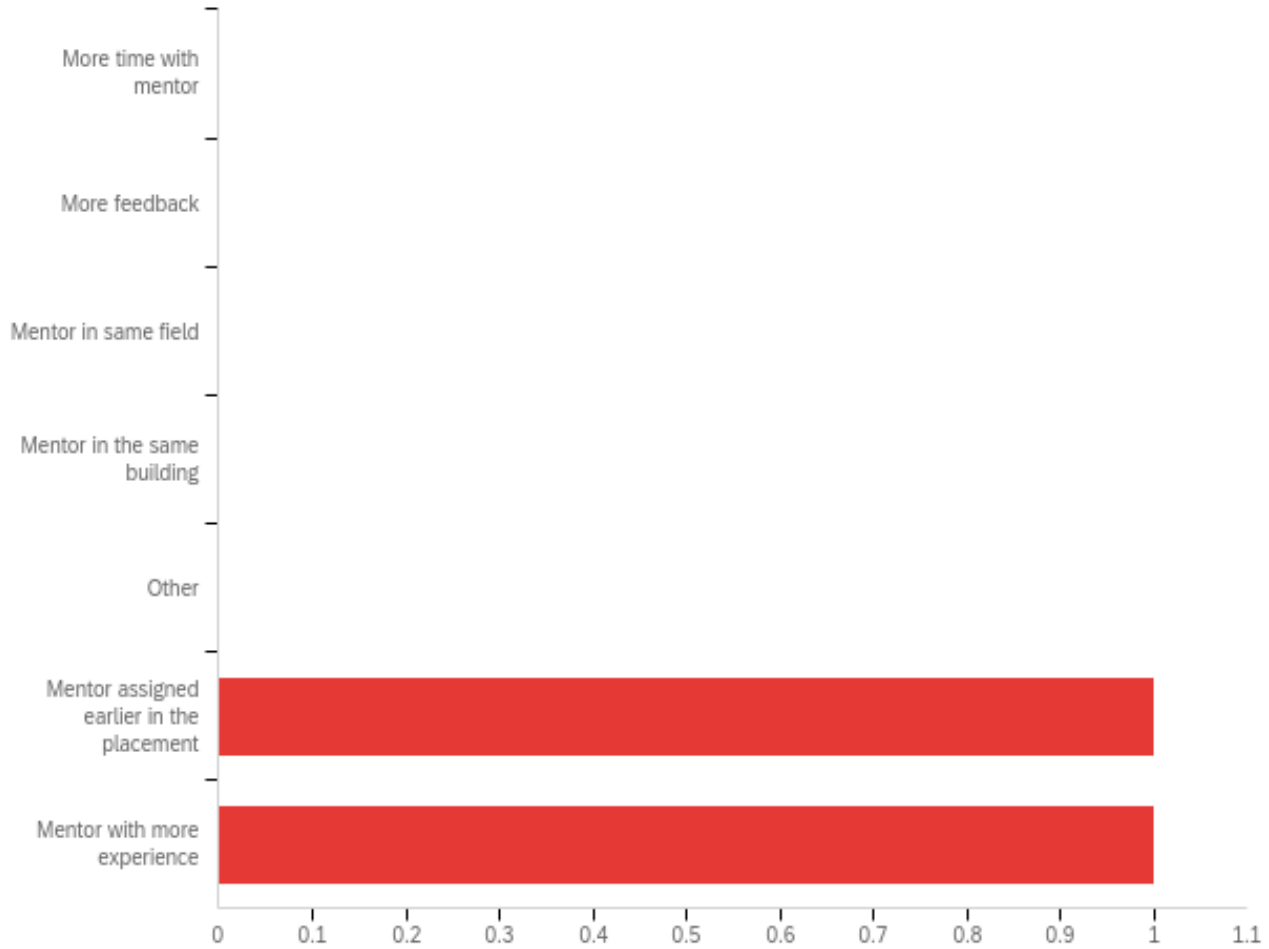
Q19 - How satisfied are you with your mentoring experience?



#	Field	Minimum	Maximum	Mean	Std Deviation	Variance	Count
1	How satisfied are you with your mentoring experience?	3.00	3.00	3.00	0.00	0.00	1

#	Answer	%	Count
1	Very Dissatisfied	0.00%	0
2	Somewhat Dissatisfied	0.00%	0
3	Somewhat Satisfied	100.00%	1
4	Very Satisfied	0.00%	0
	Total	100%	1

Q20 - How might the mentoring experience be improved?

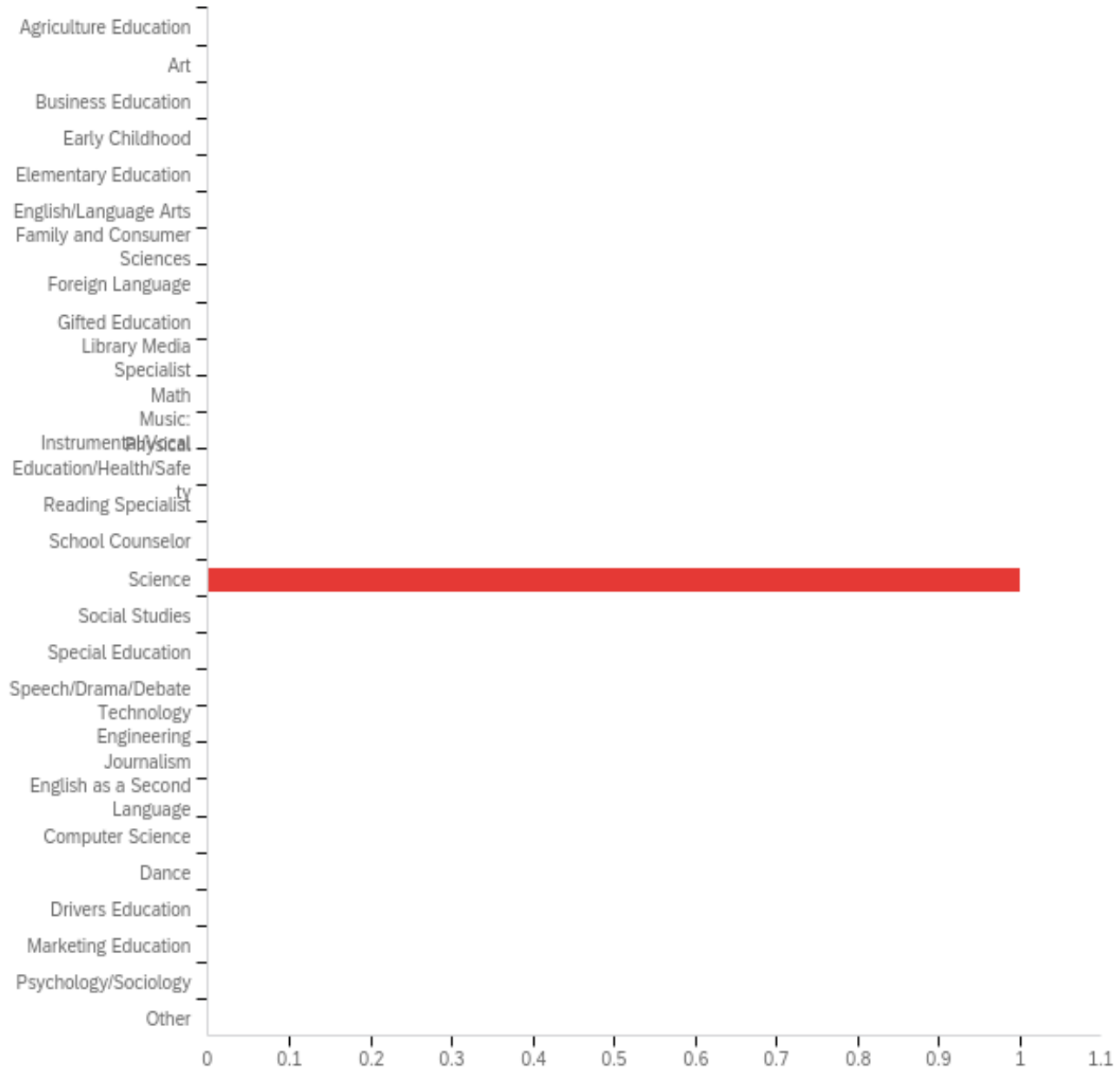


#	Answer	%	Count
1	More time with mentor	0.00%	0
2	More feedback	0.00%	0
3	Mentor in same field	0.00%	0
4	Mentor in the same building	0.00%	0
5	Other	0.00%	0
6	Mentor assigned earlier in the placement	50.00%	1
7	Mentor with more experience	50.00%	1
	Total	100%	2

Q20_5_TEXT - Other

Other - Text

Q10 - In what area(s) were you initially certified? (Please check all that apply)

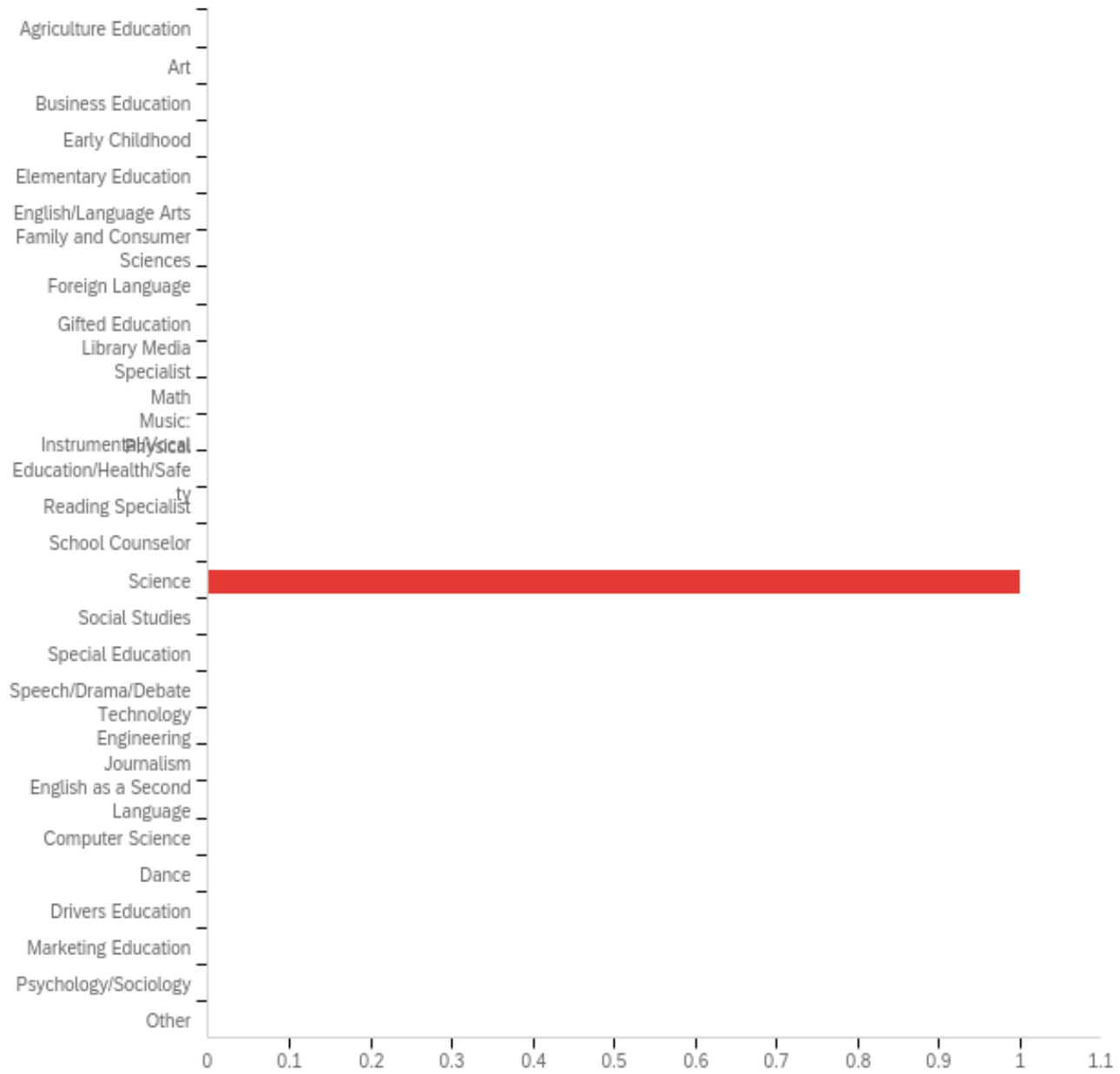


#	Answer	%	Count
1	Agriculture Education	0.00%	0
2	Art	0.00%	0
3	Business Education	0.00%	0
4	Early Childhood	0.00%	0
5	Elementary Education	0.00%	0

6	English/Language Arts	0.00%	0
7	Family and Consumer Sciences	0.00%	0
8	Foreign Language	0.00%	0
9	Gifted Education	0.00%	0
10	Library Media Specialist	0.00%	0
11	Math	0.00%	0
12	Music: Instrumental/Vocal	0.00%	0
13	Physical Education/Health/Safety	0.00%	0
14	Reading Specialist	0.00%	0
15	School Counselor	0.00%	0
16	Science	100.00%	1
17	Social Studies	0.00%	0
18	Special Education	0.00%	0
19	Speech/Drama/Debate	0.00%	0
20	Technology Engineering	0.00%	0
21	Journalism	0.00%	0
22	English as a Second Language	0.00%	0
23	Computer Science	0.00%	0
24	Dance	0.00%	0
25	Drivers Education	0.00%	0
26	Marketing Education	0.00%	0
27	Psychology/Sociology	0.00%	0
35	Other	0.00%	0
	Total	100%	1

Q10_35_TEXT - Other
Other - Text

Q22 - What is your current primary teaching assignment? (Please check all that apply)

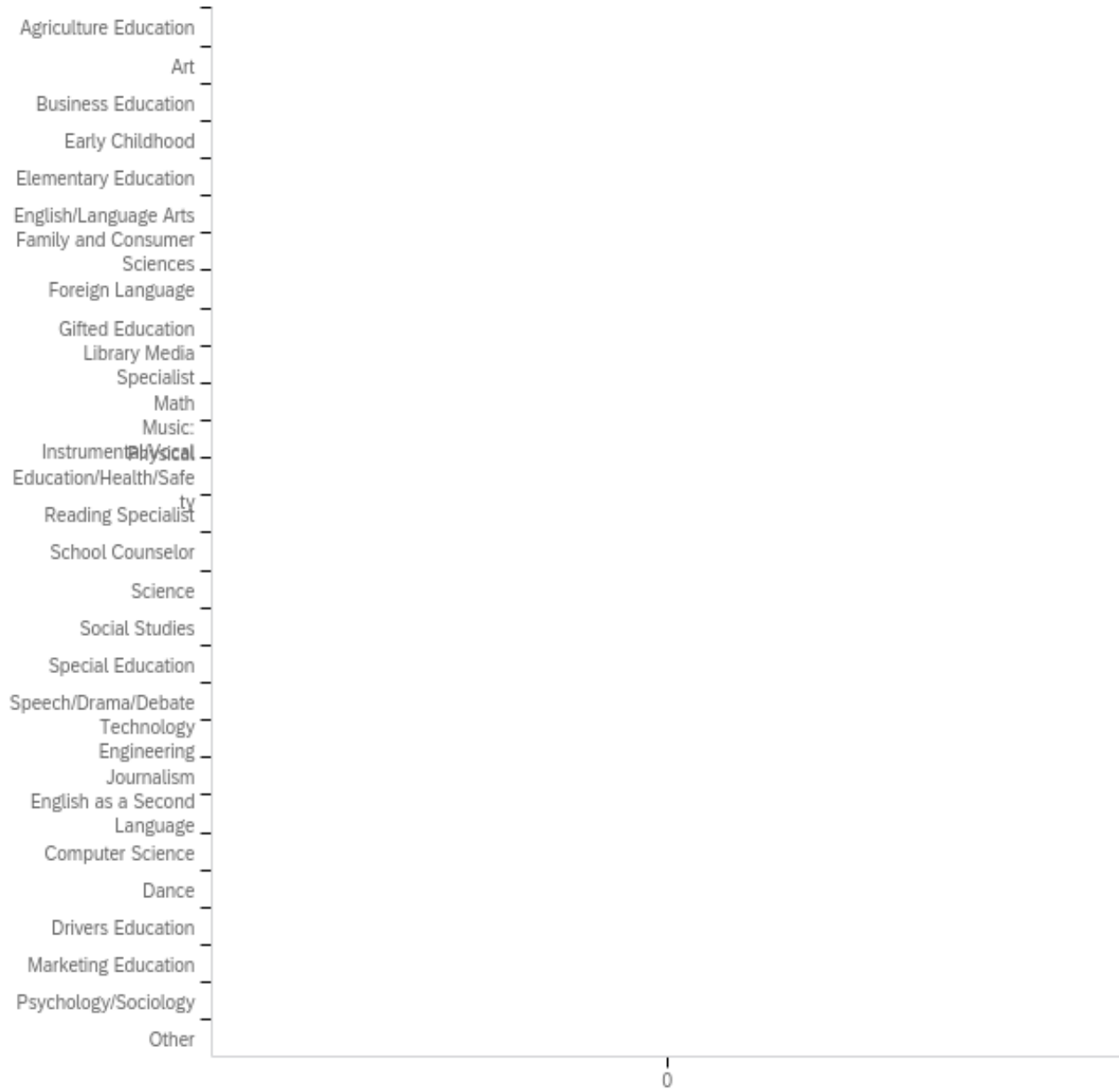


#	Answer	%	Count
1	Agriculture Education	0.00%	0
2	Art	0.00%	0
3	Business Education	0.00%	0
4	Early Childhood	0.00%	0
5	Elementary Education	0.00%	0

6	English/Language Arts	0.00%	0
7	Family and Consumer Sciences	0.00%	0
8	Foreign Language	0.00%	0
9	Gifted Education	0.00%	0
10	Library Media Specialist	0.00%	0
11	Math	0.00%	0
12	Music: Instrumental/Vocal	0.00%	0
13	Physical Education/Health/Safety	0.00%	0
14	Reading Specialist	0.00%	0
15	School Counselor	0.00%	0
16	Science	100.00%	1
17	Social Studies	0.00%	0
18	Special Education	0.00%	0
19	Speech/Drama/Debate	0.00%	0
20	Technology Engineering	0.00%	0
21	Journalism	0.00%	0
22	English as a Second Language	0.00%	0
23	Computer Science	0.00%	0
24	Dance	0.00%	0
25	Drivers Education	0.00%	0
26	Marketing Education	0.00%	0
27	Psychology/Sociology	0.00%	0
35	Other	0.00%	0
	Total	100%	1

Q22_35_TEXT - Other
Other - Text

Q23 - In what additional area(s) are you certified? (Please check all that apply)

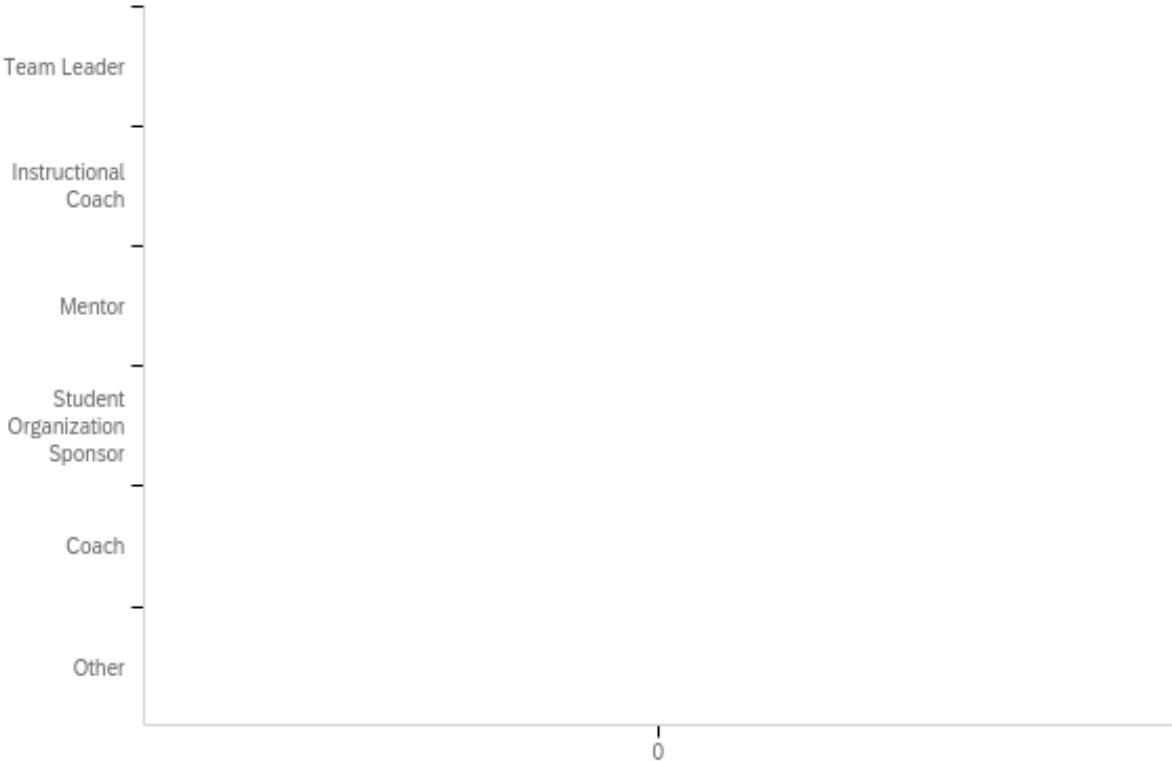


#	Answer	%	Count
1	Agriculture Education	0.00%	0
2	Art	0.00%	0
3	Business Education	0.00%	0
4	Early Childhood	0.00%	0
5	Elementary Education	0.00%	0

6	English/Language Arts	0.00%	0
7	Family and Consumer Sciences	0.00%	0
8	Foreign Language	0.00%	0
9	Gifted Education	0.00%	0
10	Library Media Specialist	0.00%	0
11	Math	0.00%	0
12	Music: Instrumental/Vocal	0.00%	0
13	Physical Education/Health/Safety	0.00%	0
14	Reading Specialist	0.00%	0
15	School Counselor	0.00%	0
16	Science	0.00%	0
17	Social Studies	0.00%	0
18	Special Education	0.00%	0
19	Speech/Drama/Debate	0.00%	0
20	Technology Engineering	0.00%	0
21	Journalism	0.00%	0
22	English as a Second Language	0.00%	0
23	Computer Science	0.00%	0
24	Dance	0.00%	0
25	Drivers Education	0.00%	0
26	Marketing Education	0.00%	0
27	Psychology/Sociology	0.00%	0
35	Other	0.00%	0
	Total		0

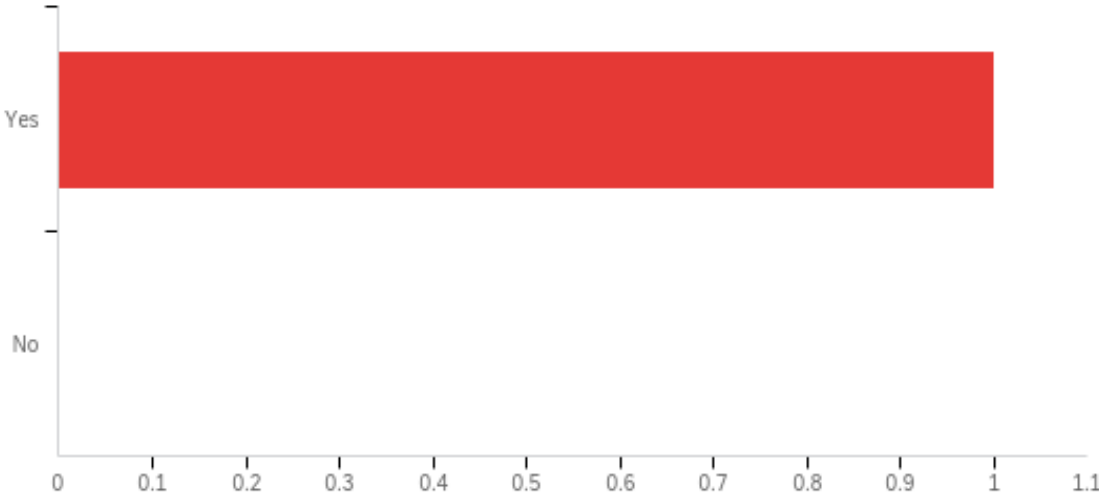
Q23_35_TEXT - Other
Other - Text

Q24 - What other roles do you fill at your school? (Please check all that apply)



#	Answer	%	Count
1	Team Leader	0.00%	0
2	Instructional Coach	0.00%	0
3	Mentor	0.00%	0
4	Student Organization Sponsor	0.00%	0
5	Coach	0.00%	0
6	Other	0.00%	0
	Total		0

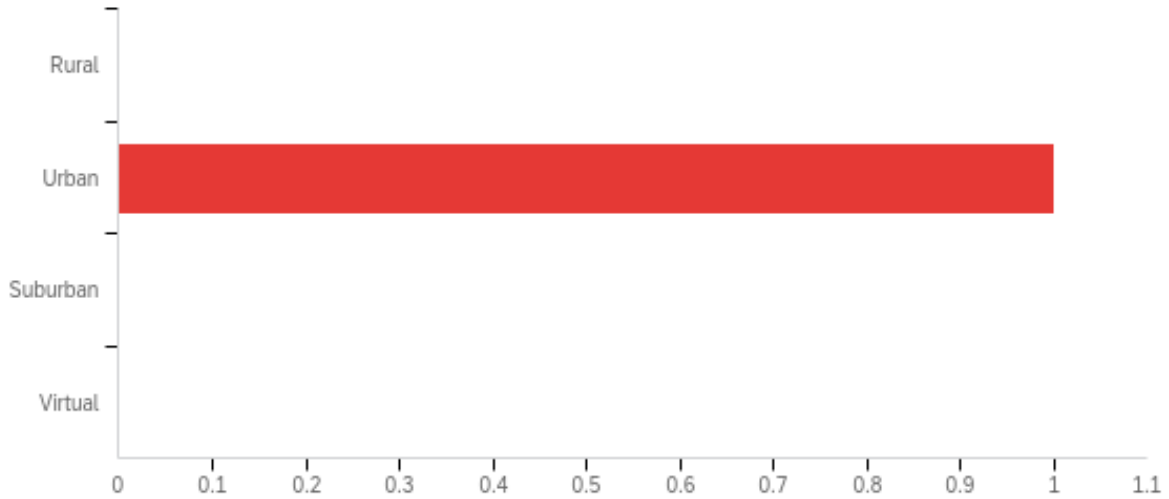
Q25 - Do you teach at a Title I school?



#	Field	Minimum	Maximum	Mean	Std Deviation	Variance	Count
1	Do you teach at a Title I school?	1.00	1.00	1.00	0.00	0.00	1

#	Answer	%	Count
1	Yes	100.00%	1
2	No	0.00%	0
	Total	100%	1

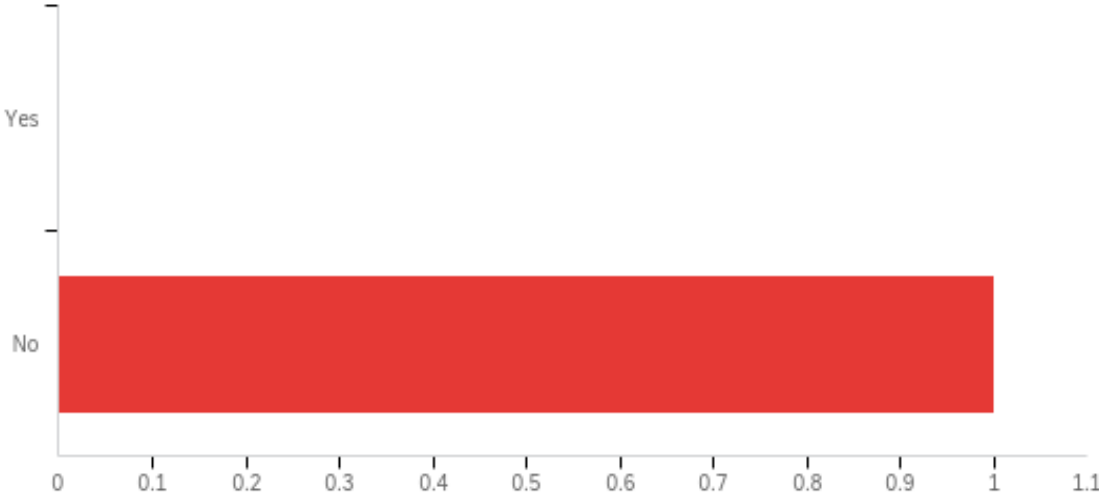
Q26 - Which of the following describes your school district?



#	Field	Minimum	Maximum	Mean	Std Deviation	Variance	Count
1	Which of the following describes your school district?	2.00	2.00	2.00	0.00	0.00	1

#	Answer	%	Count
1	Rural	0.00%	0
2	Urban	100.00%	1
3	Suburban	0.00%	0
4	Virtual	0.00%	0
	Total	100%	1

Q27 - As a high school student, did you participate in any programs or classes that influenced your decision to become a teacher?



#	Field	Minimum	Maximum	Mean	Std Deviation	Variance	Count
1	As a high school student, did you participate in any programs or classes that influenced your decision to become a teacher?	2.00	2.00	2.00	0.00	0.00	1

#	Answer	%	Count
1	Yes	0.00%	0
2	No	100.00%	1
	Total	100%	1

Q28 - If yes, please describe (e.g., Future Educators of America/Educators Rising, Teacher Cadet, etc.)

If yes, please describe (e.g., Future Educators of America/Educators Rising, Teacher Cadet, etc.)

NA

Q29 - Do you plan to remain employed as a teacher in Oklahoma next year? If so, please list up to 3 reasons you plan to stay. If not, please list up to 3 reasons you do not plan to stay.

Do you plan to remain employed as a teacher in Oklahoma next year? If so, please list up to 3 reasons you plan to stay. If not, please list up to 3 reasons you do not plan to stay.

Yes I love teaching young people Science. I enjoy helping children find excitement in learning and making education or science class fun and exciting. I think children should enjoy school and it is my job to facilitate that.

Q30 - Please include your first name in the following text box:

Please include your first name in the following text box:

Stacey

Q31 - Please include your last name in the following text box:

Please include your last name in the following text box:

Blake

Q32 - Please include your maiden name in the following text box (if you do not have a maiden name please type N/A):

Please include your maiden name in the following text box (if you do not have a maiden name please type N/A):

Sims