

Project CEO 2015

Description:

Date Created: 1/9/2015 8:34:27 AM

Date Range: 4/1/2015 12:00:00 AM - 4/30/2015 11:59:00 PM

Total Respondents: 200

Q1. What best describes your class status?

Count	Percent		
61	30.50%		Freshman
37	18.50%		Sophomore
44	22.00%		Junior
58	29.00%		Senior
200	Respondents		

Q2. What is your gender?

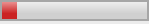





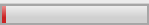
Count	Percent		
48	24.00%		Male
151	75.50%		Female
0	0.00%		Transgender
1	0.50%		Self-identify (please specify)
<hr/>			
Count	Percent		
1	100.00%		Androgynous/Female
0	0.00%		Prefer not to answer
200	Respondents		

Q3. With what race do you identify?








Count	Percent		
155	77.50%		African American/Black
0	0.00%		American Indian/Alaska Native
2	1.00%		Asian/Pacific Islander
26	13.00%		Caucasian/White
3	1.50%		Hispanic
12	6.00%		Multi-racial/ethnic
2	1.00%		Self-identify (please specify)
<hr/>			
Count	Percent		
1	50.00%		American

1	50.00%	Real Nigga
200 Respondents		



Q4. What is the highest level of education completed by your first parent/mother/guardian?

Count	Percent	
21	10.50%	 Did not complete high school
87	43.50%	 High school/GED
34	17.00%	 Associates degree
31	15.50%	 Bachelor's degree
15	7.50%	 Master's degree
6	3.00%	 Doctorate
6	3.00%	 Unknown
200 Respondents		

Q5. What is the highest level of education completed by your second parent/ father/guardian?

Count	Percent	
30	15.00%	 Did not complete high school
74	37.00%	 High school/GED
28	14.00%	 Associates degree
19	9.50%	 Bachelor's degree
14	7.00%	 Master's degree
4	2.00%	 Doctorate
31	15.50%	 Unknown
200 Respondents		

Q6. This year, have you participated in cocurricular activities at this institution (organizations, campus publications, student government, fraternity or sorority, intercollegiate or intramural sports, or academic groups/honor societies)?

Count	Percent	
104	52.00%	 Yes
96	48.00%	 No
200 Respondents		

Q7. How many years have you participated in cocurricular activities at this institution?

Count	Percent		
48	46.60%		This year only
38	36.89%		Two years
6	5.83%		Three years
8	7.77%		Four years
3	2.91%		More than four years
103	Respondents		

Q8. In the current year, which of the following best describes your involvement in cocurricular activities (organizations, campus publications, student government, fraternity or sorority, intercollegiate or intramural sports, or academic groups/honor societies)?

Count	Percent		
32	31.07%		Very involved in multiple organizations
29	28.16%		Somewhat involved in multiple organizations
13	12.62%		Very involved in a single organization
25	24.27%		Somewhat involved in single organizations
4	3.88%		Not involved at all
103	Respondents		

Q9. From the list below, mark all of the programs in which you have participated: (Check all that apply)

Count	Respondent %	Response %	
14	13.86%	7.91%	 Student Government Association (LUSGA)
8	7.92%	4.52%	 National Pan Hellenic Council (Fraternities/Sororities)
32	31.68%	18.08%	 Student Activities Board (SAB)
9	8.91%	5.08%	 Intramurals
24	23.76%	13.56%	 LU Ambassadors
4	3.96%	2.26%	 Elite Connection
86	85.15%	48.59%	 Other Student Organization/Club
101	Respondents		
177	Responses		

Q10. About how many hours per week do you spend participating in co-curricular activities (organizations, campus publications, student government, fraternity or sorority, intercollegiate or intramural sports, or academic groups or honor societies)?

Count	Percent		
4	3.96%		Zero
11	10.89%		Less than an hour
47	46.53%		1-5 hours
16	15.84%		6-10 hours
11	10.89%		11-15 hours
6	5.94%		16-20 hours
2	1.98%		21-25 hours
2	1.98%		26-30 hours
2	1.98%		More than 30 hours
101 Respondents			

Q11. Have you been an officer/leader in any cocurricular activities (organizations, campus publications, student government, fraternity or sorority, intercollegiate or intramural sports, or academic groups or honor societies)?

Count	Percent		
39	39.39%		Yes
60	60.61%		No
99 Respondents			

Q12. How many years have you been an officer/leader in any cocurricular activities at this institution?

Count	Percent		
20	54.05%		This year only
10	27.03%		Two years
4	10.81%		Three years
2	5.41%		Four years
1	2.70%		More than four years
37 Respondents			

Q13. Did you participate in an internship or practical experience this year?

Count	Percent		
47	24.48%		Yes
145	75.52%		No
192 Respondents			

Q14. Have you participated in any internships or practical experiences previously?

Count	Percent		
30	63.83%		Yes
17	36.17%		No
47 Respondents			

Q15. Did you work as a student employee on campus this year?

Count	Percent		
52	27.23%		Yes
139	72.77%		No
191 Respondents			

Q16. How many years have you worked as a student employee on campus?







Count	Percent		
28	53.85%		This year only
15	28.85%		Two years
7	13.46%		Three years
2	3.85%		Four years
0	0.00%		More than four years
52 Respondents			

Q17. Did you work as an employee off campus this year?

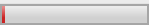





Count	Percent		
62	32.46%		Yes
129	67.54%		No
191 Respondents			

Q18. How many years have you worked as an employee off campus?

Count	Percent		
16	26.67%		This year only
22	36.67%		Two years
6	10.00%		Three years
1	1.67%		Four years
15	25.00%		More than four years
60 Respondents			

Q19. How would you rate your ability to work in teams?			
Count	Percent		
8	4.32%		I have not learned this skill in college
1	0.54%		Beginner - I am just now beginning to acquire this skill
22	11.89%		Developing - I am improving in this area
64	34.59%		Competent - I do this skill pretty well
62	33.51%		Advanced - I am above average at this skill
28	15.14%		Expert - Others look to me to teach them this skill
185 Respondents			

Q20. What experiences at this institution have helped you most to develop the skill of working in teams? (Check all that apply)				
Count	Respondent %	Response %		
109	62.29%	37.33%		My classes (other than internships or practical experiences)
34	19.43%	11.64%		Internships/practical experiences
65	37.14%	22.26%		Cocurricular activities (organizations, campus publications, student government, fraternity or sorority, intercollegiate or intramural sports, or academic groups/honor societies)
29	16.57%	9.93%		My job on campus
39	22.29%	13.36%		My job off campus (other than internships or practical experiences)
16	9.14%	5.48%		I have not had the opportunity to develop this skill at this institution
175 Respondents				
292 Responses				

Q21. How would you rate your ability to communicate verbally?			
Count	Percent		
4	2.19%		I have not learned this skill in college
8	4.37%		Beginner - I am just now beginning to acquire this skill
33	18.03%		Developing - I am improving in this area
63	34.43%		Competent - I do this skill pretty well
48	26.23%		Advanced - I am above average at this skill
27	14.75%		Expert - Others look to me to teach them this skill
183 Respondents			

Q22. What experiences have helped you most to develop the ability to communicate verbally? (Check all that apply)

Count	Respondent %	Response %		
121	67.98%	38.41%		My classes (other than internships or practical experiences)
39	21.91%	12.38%		Internships/practical experiences
60	33.71%	19.05%		Cocurricular activities (organizations, campus publications, student government, fraternity or sorority, intercollegiate or intramural sports, or academic groups/honor societies)
31	17.42%	9.84%		My job on campus
50	28.09%	15.87%		My job off campus (other than internships or practical experiences)
14	7.87%	4.44%		I have not had the opportunity to develop this skill at this institution
178	Respondents			
315	Responses			







Q23. How would you rate your ability to make decisions?

Count	Percent		
5	2.76%		I have not learned this skill in college
4	2.21%		Beginner - I am just now beginning to acquire this skill
29	16.02%		Developing - I am improving in this area
53	29.28%		Competent - I do this skill pretty well
66	36.46%		Advanced - I am above average at this skill
24	13.26%		Expert - Others look to me to teach them this skill
181	Respondents		

Q24. What experiences have helped you most to develop the ability to make decisions? (Check all that apply)

Count	Respondent %	Response %		
115	65.34%	37.70%		My classes (other than internships or practical experiences)
39	22.16%	12.79%		Internships/practical experiences
60	34.09%	19.67%		Cocurricular activities (organizations, campus publications, student government, fraternity or sorority, intercollegiate or intramural sports, or academic groups/honor societies)
22	12.50%	7.21%		My job on campus
50	28.41%	16.39%		My job off campus (other than internships or practical experiences)
19	10.80%	6.23%		I have not had the opportunity to develop this skill at this institution
176	Respondents			
305	Responses			







Q25. How would you rate your ability to solve problems?

Count	Percent		
7	3.87%		I have not learned this skill in college
3	1.66%		Beginner - I am just now beginning to acquire this skill
23	12.71%		Developing - I am improving in this area
63	34.81%		Competent - I do this skill pretty well
58	32.04%		Advanced - I am above average at this skill
27	14.92%		Expert - Others look to me to teach them this skill
181	Respondents		

Q26. What experiences have helped you most to develop the ability to solve problems? (Check all that apply)

Count	Respondent %	Response %	
113	64.94%	36.33%	 My classes (other than internships or practical experiences)
41	23.56%	13.18%	 Internships/practical experiences
62	35.63%	19.94%	 Cocurricular activities (organizations, campus publications, student government, fraternity or sorority, intercollegiate or intramural sports, or academic groups/honor societies)
21	12.07%	6.75%	 My job on campus
54	31.03%	17.36%	 My job off campus (other than internships or practical experiences)
20	11.49%	6.43%	 I have not had the opportunity to develop this skill at this institution
174	Respondents		
311	Responses		

Q27. How would you rate your ability to obtain and process information?

Count	Percent		
6	3.37%		I have not learned this skill in college
7	3.93%		Beginner - I am just now beginning to acquire this skill
23	12.92%		Developing - I am improving in this area
54	30.34%		Competent - I do this skill pretty well
69	38.76%		Advanced - I am above average at this skill
19	10.67%		Expert - Others look to me to teach them this skill
178	Respondents		

Q28. What experiences have helped you most to develop the ability to obtain and process information? (Check all that apply)

Count	Respondent %	Response %		
121	70.35%	40.20%		My classes (other than internships or practical experiences)
43	25.00%	14.29%		Internships/practical experiences
50	29.07%	16.61%		Cocurricular activities (organizations, campus publications, student government, fraternity or sorority, intercollegiate or intramural sports, or academic groups/honor societies)
22	12.79%	7.31%		My job on campus
52	30.23%	17.28%		My job off campus (other than internships or practical experiences)
13	7.56%	4.32%		I have not had the opportunity to develop this skill at this institution
172	Respondents			
301	Responses			







Q29. How would you rate your ability to plan, organize, and prioritize work?

Count	Percent		
6	3.37%		I have not learned this skill in college
4	2.25%		Beginner - I am just now beginning to acquire this skill
30	16.85%		Developing - I am improving in this area
52	29.21%		Competent - I do this skill pretty well
54	30.34%		Advanced - I am above average at this skill
32	17.98%		Expert - Others look to me to teach them this skill
178	Respondents		

Q30. What experiences have helped you most to develop the ability to plan, organize, and prioritize work? (Check all that apply)

Count	Respondent %	Response %		
117	68.02%	38.11%		My classes (other than internships or practical experiences)
42	24.42%	13.68%		Internships/practical experiences
62	36.05%	20.20%		Cocurricular activities (organizations, campus publications, student government, fraternity or sorority, intercollegiate or intramural sports, or academic groups/honor societies)
23	13.37%	7.49%		My job on campus
47	27.33%	15.31%		My job off campus (other than internships or practical experiences)
16	9.30%	5.21%		I have not had the opportunity to develop this skill at this institution
172	Respondents			
307	Responses			







Q31. How would you rate your ability to analyze quantitative data?

Count	Percent		
15	8.43%		I have not learned this skill in college
14	7.87%		Beginner - I am just now beginning to acquire this skill
37	20.79%		Developing - I am improving in this area
66	37.08%		Competent - I do this skill pretty well
37	20.79%		Advanced - I am above average at this skill
9	5.06%		Expert - Others look to me to teach them this skill
178 Respondents			

Q32. What experiences have helped you most to develop the ability to analyze quantitative data? (Check all that apply)

Count	Respondent %	Response %	
121	74.69%	47.83%	 My classes (other than internships or practical experiences)
27	16.67%	10.67%	 Internships/practical experiences
38	23.46%	15.02%	 Cocurricular activities (organizations, campus publications, student government, fraternity or sorority, intercollegiate or intramural sports, or academic groups/honor societies)
19	11.73%	7.51%	 My job on campus
33	20.37%	13.04%	 My job off campus (other than internships or practical experiences)
15	9.26%	5.93%	 I have not had the opportunity to develop this skill at this institution
162 Respondents			
253 Responses			

Q33. How would you rate your knowledge related to your future career?

Count	Percent		
6	3.41%		I have not learned this skill in college
11	6.25%		Beginner - I am just now beginning to acquire this skill
45	25.57%		Developing - I am improving in this area
51	28.98%		Competent - I do this skill pretty well
49	27.84%		Advanced - I am above average at this skill
14	7.95%		Expert - Others look to me to teach them this skill
176 Respondents			

Q34. What experiences have helped you most to develop knowledge related to your future career? (Check all that apply)

Count	Respondent %	Response %		
122	71.76%	42.36%		My classes (other than internships or practical experiences)
56	32.94%	19.44%		Internships/practical experiences
33	19.41%	11.46%		Cocurricular activities (organizations, campus publications, student government, fraternity or sorority, intercollegiate or intramural sports, or academic groups/honor societies)
16	9.41%	5.56%		My job on campus
46	27.06%	15.97%		My job off campus (other than internships or practical experiences)
15	8.82%	5.21%		I have not had the opportunity to develop this skill at this institution
170	Respondents			
288	Responses			







Q35. How would you rate your proficiency with computer software programs?

Count	Percent		
12	6.82%		I have not learned this skill in college
12	6.82%		Beginner - I am just now beginning to acquire this skill
39	22.16%		Developing - I am improving in this area
57	32.39%		Competent - I do this skill pretty well
43	24.43%		Advanced - I am above average at this skill
13	7.39%		Expert - Others look to me to teach them this skill
176	Respondents		

Q36. What experiences have helped you most to develop proficiency with computer software programs? (Check all that apply)

Count	Respondent %	Response %		
108	65.85%	43.90%		My classes (other than internships or practical experiences)
32	19.51%	13.01%		Internships/practical experiences
18	10.98%	7.32%		Cocurricular activities (organizations, campus publications, student government, fraternity or sorority, intercollegiate or intramural sports, or academic groups/honor societies)
26	15.85%	10.57%		My job on campus
39	23.78%	15.85%		My job off campus (other than internships or practical experiences)
23	14.02%	9.35%		I have not had the opportunity to develop this skill at this institution
164	Respondents			
246	Responses			







Q37. How would you rate your ability to create and/or edit written reports?

Count	Percent		
13	7.39%		I have not learned this skill in college
12	6.82%		Beginner - I am just now beginning to acquire this skill
43	24.43%		Developing - I am improving in this area
57	32.39%		Competent - I do this skill pretty well
36	20.45%		Advanced - I am above average at this skill
15	8.52%		Expert - Others look to me to teach them this skill
176	Respondents		

Q38. What experiences have helped you most to develop the ability to create and/or edit written reports? (Check all that apply)

Count	Respondent %	Response %	
114	69.94%	46.72%	 My classes (other than internships or practical experiences)
33	20.25%	13.52%	 Internships/practical experiences
28	17.18%	11.48%	 Cocurricular activities (organizations, campus publications, student government, fraternity or sorority, intercollegiate or intramural sports, or academic groups/honor societies)
20	12.27%	8.20%	 My job on campus
30	18.40%	12.30%	 My job off campus (other than internships or practical experiences)
19	11.66%	7.79%	 I have not had the opportunity to develop this skill at this institution
163	Respondents		
244	Responses		

Q39. How would you rate your ability to influence, achieve, buy in from, or sell to others?

Count	Percent		
26	14.77%		I have not learned this skill in college
14	7.95%		Beginner - I am just now beginning to acquire this skill
25	14.20%		Developing - I am improving in this area
56	31.82%		Competent - I do this skill pretty well
38	21.59%		Advanced - I am above average at this skill
17	9.66%		Expert - Others look to me to teach them this skill
176	Respondents		

Q40. What experiences have helped you most to develop the ability to influence, achieve, buy in from, or sell to others? (Check all that apply)

Count	Respondent %	Response %		
77	51.33%	30.68%		My classes (other than internships or practical experiences)
35	23.33%	13.94%		Internships/practical experiences
45	30.00%	17.93%		Cocurricular activities (organizations, campus publications, student government, fraternity or sorority, intercollegiate or intramural sports, or academic groups/honor societies)
16	10.67%	6.37%		My job on campus
53	35.33%	21.12%		My job off campus (other than internships or practical experiences)
25	16.67%	9.96%		I have not had the opportunity to develop this skill at this institution
150	Respondents			
251	Responses			